



School work at home for Mr. Neenan's Class

Week 6

February 15th to 17th 2021



Charleville CBS Primary

Hello boys,

We are now in a short week having reached the milestone of Mid-term. We have only three days schoolwork this week. I am only assigning Maths, English and Irish for those three days. Please complete the work assigned and submit it to me, as you were doing for the last few weeks. I am including some **fun activities** in your History, Geography/Art and Music to do. Make these activities enjoyable and I am looking forward to seeing the results of your work. Once more, I was delighted to see so many of you last Wednesday on the video call.

Similar to the setup last week, I will give you work for the week ahead. If you have any problems or questions, please email me at tneenan@charlevillecbsprimary.ie

If some **links** in the subjects below do not work, try copying and pasting the link into your internet search bar.

The Teams **Notebook** is up and running. It is a great place to share your work with me and get some feedback. I can also share digital materials there that will help you.

All you need do is:

1. log in to Teams >
2. go to Notebook >
3. Click on your name and click 'content library'
4. and then upload your work into each section there e.g. English, Irish etc. Art can be uploaded to the 'Other' section if you want to share any drawings you have done.

This video might help refresh your memory:

<https://www.youtube.com/watch?v=HxBVOADPvro&feature=youtu.be>

I would recommend spreading the work over the three days rather than doing it all in one day. Once you have your school work done for the day, you can enjoy your time off then 😊

I would like to remind you to log on to Readtheory, Khan Academy and also to log on to Lichess where you can have fun practicing your chess skills. I've logged on to Lichess and played against the computer... not always successful but good fun.

A few little tips for you:

1. Plan out your day. Make a checklist. E.g. early breakfast, school work, play outside, bird watching, tidy your room.

2. Keep up the positive thinking and positive mindset.
3. Keep up the random acts of kindness around the house.

I am going to break with routine this week and hold the Teams video call at 2pm this **Tuesday (16th February)**. It would be great if you could make it so you can all see each other and have a chat. There are still two videos from Birdwatch Ireland, Cork Branch in the science section of your schoolwork. I know some of you have yet to watch them. **I would highly recommend them for you and the whole family to watch and enjoy.**

Keep up the good work boys,

Mr. Neenan.

English	<p>Spellbound: week 16 pg. 34 & 35. Complete Exercise 1 Monday, Exercise 2 and 3 on Tuesday and finally Exercise 4 on Wednesday. Please use a dictionary to look up any words you are unfamiliar with. There is an online dictionary at: https://kids.wordsmyth.net/we/</p> <p>Treasury: pg. 46 The King's Ears Again, look up any tricky words on the dictionary. Attempt the activities on page 47.</p> <p>In Exercise B there are six highlighted words in the story. I want you to do a word web for each word (that means get the definition from the dictionary, the part in grammar and write synonyms and antonyms for each word.</p> <p>Please remember to log on to Readtheory for approx 20 minutes each week</p>
Gaeilge	<p>Bun go Barr 4 Chapter 9 'Míreanna Meara' (Jigsaw puzzles)</p> <p>Reread the story pg. 54 & 55. I have a number of phrases in the Foclóir Please make a <u>big effort</u> to familiarise yourself with them.</p>

Léigh leathanach 54 agus 55 (read page 54 and 55).

Foclóir: L.54 Lá gránna a bhí ann. (It was a horrible day)
Bhí sé scamallach. (It was cloudy)
Bhí an bháisteach ag titim (It was raining)
Bhí an ghaoth ag séideadh (the wind was blowing)
...sa chonchró (...in the kennel)
Chonaic na páistí tintreach (the children saw lightning)
Agus chuala said toirneach (and heard thunder)
...ag tafann (barking)
Buataisí (wellington boots) cóta báistí (raincoat) scáth báistí (umbrella)
Fluich go craiceann (drenched to the skin)
...os comhair na tine (...in front of the fire)

Foclóir: L.55

Chuardaigh Mamaí sa chófra (Mamaí searched in the press)
sean bhosca m...m... (an old jigsaw box)
“cad atá á dhéanamh agaibh?” (“what are ye doing?”)
Faic! (nothing!)
Chaith said an tráthnóna ag déanamh míreanna mearaí (they spent the evening making a jigsaw)
“Tá píosa amháin cailte” (“There is one piece lost”)
Bhí díomá ar na páistí (The children were disappointed)
...faoin mbord (...under the table)
Bhí athas an domhain ar na páistí (the children were delighted)
Bhí an ghrian ag taitneamh (The sun was shining)

Exercise. B. **Cúpla ceist**

6. Cad a bhí sa sean bhosca? (What was in the old box?)
Bhí ... sa sean bhosca.
7. Cá raibh an píosa cailte? (Where was the lost piece?)
Bhí an ... faoin ...
8. An raibh an pictiúr go deas? (Was the picture nice?)
Bhí an pic...

Exercise. D. pg.57 Cad atá á dhéanamh agaibh? (what are ye doing?)

Táimid ag... (we are...)

Do Q. 1 to 8

ag déanamh (making) ag troid (fighting) ag féachaint (looking)
ag éisteacht (listening) ag siopadóireacht (shopping)
ag rothaíocht (cycling) ag caoineadh (crying) ag imirt (playing)

Exercise. E. pg.57 Chaith said an tráthnóna ag déanamh míreanna mearaí (They spent the evening doing/making a jigsaw)

Uair an chloig/cáca milis (an hour/cake)

An oíche/obair bhaile (the night/homework)

Cúpla lá/an tionscnamh (A couple of days/project)

Leathuair an chloig/crosfhocal (half an hour/crossword)

1. Chaith said **uair an chloig** ag déanamh **cáca milis**

Continue the exercise below, filling in the weather chart for week 2

Exercise I. **Líon isteach an chairt aimsire** (Fill in the weather chart)
Seachtain 2 (Week 2)

An Luan (Monday)

An Mháirt (Tuesday)

An Chéadaoin (Wednesday)

An Déardaoin (Thursday)

An Aoine (Friday)

Optional

<https://www.cogg.ie/taisce-tuisceana/>

This is a good site for you to read stories and answer questions. If you scroll down you can choose the level you are comfortable with. I would recommend using **Béar** or **Asal**

Scroll down to the middle of the page where you see 'Cártaí na nDaltaí' heading.

Here is one you might like:

<https://www.cogg.ie/wp-content/uploads/1.L%c3%a1-sneachta-asal.pdf>

Maths




Please learn your tables starting with Monday X5 ÷5 Tuesday X6 ÷6

Wednesday X7 ÷7

Get an adult at home to practice with you.

Maths Time 4: Week 17

Do at least one exercise per day, A to E.

	<p>Busy at Maths 4 Chapter 34: Number sentences</p> <p>Pg. 168 Monday: Q.1, Q.3 and Q.5 <u>use the helpful link below for Monday</u></p> <p>Pg. 169/170 Tuesday: Q.1 and Q.3 from each page <u>use the helpful link below for Tuesday</u> https://data.cjfallon.ie/resources/20691/BAM4_Tutorial_110/lessons/BAM4_Tutorial_110/index.html</p> <p>Pg. 171 Wednesday: Q.1, Q.3, Q.5 and Q.7</p> <p>Please remember to log on to Khan Academy and complete the work assigned.</p>
<p>History</p>	<p>Do ye remember boys when we were doing the story about Nana May in the Golden Harp, You rang your nanas to find out what jobs they worked at when they were young? Well I'm asking you to do something similar now.</p> <p>Ring a grandparent or an elderly person you know and ask them about old times (with your parents' permission)</p> <ul style="list-style-type: none"> - What was school like? - What games did they play in yard? - What food did they usually eat? - What jobs did they do for the teacher? - What school resources did they use? - What did their classroom look like? <p>You can make notes and send them to me 😊</p>
<p>Geography</p>	<p><i>I would love to see what you would do with this activity!</i></p> <p>Make a nature art book, by doing the following</p> <ul style="list-style-type: none"> • Draw pictures of the birds/animals and plants you see • You can use clipart to post what you see in your garden such as leaves and feathers • Trace around things with a pencil, like leaves etc. • Attach on to the page, pictures of nature or stories about nature you find interesting. • Cut out pictures or images of nature from magazines/newspapers than you no longer need at home (with parents' permission) <p><i>Please use: Unit 3 and Unit 5 from your Small World Geography and Science Book to help you.</i></p> <div style="display: flex; justify-content: space-around; align-items: center;">   <div style="text-align: right; font-size: small;">Magpie feather</div> </div> <div style="display: flex; justify-content: space-around; align-items: center; margin-top: 10px;">  <div style="text-align: right; font-size: small;">Sycamore leaf</div> </div>
<p>Science</p>	<p>I am recommending a second video link below from Birdwatch Ireland, Cork Branch. This video is all about attracting and feeding garden birds.</p> <p>https://drive.google.com/file/d/1LT-l9VlIEH2G8paeMFk_sELPQIjKi5tR/view?usp=sharing</p>

I would highly recommend you click on this link from Birdwatch Ireland, Cork Branch and watch the video. Share it with members of your family. This will really help you to identify and recognise the common everyday birds in your garden. This resource will give you a skillset that will last you a lifetime, free of charge! I might even ask you a few questions based on what you have learned from the video next Wednesday on our video call. Enjoy.

https://drive.google.com/file/d/1DjrE972jGFFQn7TKXAqS_1qR2rJANIYX/view?usp=sharing

I found a buzzard (bird of prey) on a country road one day recently. Despite being killed by a vehicle it was in remarkably good condition. I brought it home and took photographs and measurements. From its plumage it is a male buzzard. It is just slightly smaller than a fully grown adult. You can see images of this buzzard on Teams. Check it out on Teams 😊

Please Google: *Woodland Trust Bird song identification: common songs and calls* to be able to identify a small number of out feathered neighbours.

<https://www.woodlandtrust.org.uk/blog/2019/04/identify-bird-song/>

I'm sure you'll be able to see and hear a robin.

Music

Cup song:

Who can remember how to perform the percussion pattern for the cup song?

<https://www.youtube.com/watch?v=Y5kYLOb6i5I>

Dance!

Tik Tok Challenge with Mr. Hanley

https://www.youtube.com/watch?v=wSc_8O5cvzA&feature=youtu.be

Art

In this week's Art, we are making a connection to our Geography subject. Use the contents of Unit 3 and Unit 5 to get your imagination going.

I would love to see what you would do with this activity!

Make a nature art book, by doing the following

- Draw pictures of the birds/animals and plants you see
- You can use clipart to post what you see in your garden such as leaves and feathers
- Trace around things with a pencil, like leaves etc.
- Attach on to the page, pictures of nature or stories about nature you find interesting.
- Cut out pictures or images of nature from magazines/newspapers than you no longer need at home (with parents' permission)



Magpie feather



Sycamore leaf

Please use: Unit 3 and Unit 5 from your Small World Geography and Science Book to help you.

Draw with Don: <https://www.youtube.com/watch?v=q1k50FQMXvw>

Draw a chick with Don. He takes you through step by step.

PE

[GoNoodle | Get Moving - YouTube](#) Click this link to take you to GoNoodle on Youtube. Feel free to pick any video you like and dance along.

Here is a link from: Pat Spratt,

Games Development Officer,

Cork North Region,

Coiste Contae na Chorcaí. PE at Home with Cork GAA for 3rd & 4th Class

https://www.youtube.com/watch?v=JYE5bHPnXAk&ab_channel=CorkGDACoaching%26Game

s

Joe Wicks is running his 30 minute PE lessons live at 9am on Mondays, Wednesdays and Fridays. This would be a great way to start your day with all of your family

https://www.youtube.com/results?search_query=joe+wicks+PE+

SPHE

What makes you YOU?

Write down four things that make you, you! What makes you unique and different compared to everybody else?

You might like to learn this quote:

“Today you are you,
that is truer than true.


There is no one alive,
Who is *youer* than you”

- Dr. Seuss

The link below will take you to a guided visualization and relaxation clip. All you have to do is find a nice quiet place, sit back and listen. It will really help you to relax and help you work on your imagination.

<https://soundcloud.com/user-547419318/listening-to-the-wind-visualisation-for-children-guided-by-emma>

This PDF is a Covid-19 Capsule. It is an imaginative and creative way of remembering this time in history, which is also your lived experience right now. If you can't print off the pages to do the work on, copy the template into your copy books and make your own little booklet.

	 2020 Covid-19 time capsule sheets.pdf
Drama/Oral Language	Play word games with a sibling or someone in the house: <ul style="list-style-type: none">- Word Tennis- I went to the shop and I bought a.... (memory game)
RTE Home School Hub	https://www.rte.ie/learn/2021/0107/1188366-home-school-hub-week-11-january/ The RTE Home School is back on RTE2 every day from 10am. Be sure to click the link above to see what the teachers will teach you this week.